

Commercial Sales Book

Sold Property Information

Restaurants



4385 S PARKER RD

2075-12-1-00-003

[Click to ArapaMap](#)

Property Characteristics

Gross Building (s) Square Footage	3,294
Land Size in Square Feet	43,500
Model	442
Sales Date	01/01/2019
Sales Price	484,397
Book / Page	900 / 0649

Land to Building Ratio	13.21
Overall Land Use	Restaurants
Structure Type	Wood or Steel Studs Frame
Year Built	1971
Number of Buildings	1
Sales Price Per Square Foot	\$147



Commercial Sales Book

Sold Property Information

Restaurants



2609 W MAIN ST

2077-17-4-03-025

[Click to ArapaMap](#)

Property Characteristics

Gross Building (s) Square Footage	5,819
Land Size in Square Feet	9,375
Model	350
Sales Date	08/16/2018
Sales Price	2,772,050
Book / Page	D808 / 1947

Land to Building Ratio	1.61
Overall Land Use	Restaurants
Structure Type	Reinforced Concrete Frame
Year Built	2008
Number of Buildings	1
Sales Price Per Square Foot	\$476

Commercial Sales Book

Sold Property Information

Restaurants



2727 S PARKER RD

1973-35-2-37-002

[Click to ArapaMap](#)

Property Characteristics

Gross Building (s) Square Footage	13,439
Land Size in Square Feet	86,845
Model	350
Sales Date	09/12/2018
Sales Price	2,740,500
Book / Page	D809 / 1147

Land to Building Ratio	6.46
Overall Land Use	Restaurants
Structure Type	Masonry or Concrete Load-Bearing Walls
Year Built	1995
Number of Buildings	1
Sales Price Per Square Foot	\$204

Commercial Sales Book

Sold Property Information

Restaurants



4696 S BROADWAY

2077-10-1-25-006

[Click to ArapaMap](#)

Property Characteristics

Gross Building (s) Square Footage	1,485
Land Size in Square Feet	6,250
Model	349
Sales Date	02/07/2019
Sales Price	525,000
Book / Page	D901 / 1588


Land to Building Ratio	4.21
Overall Land Use	Restaurants
Structure Type	Wood or Steel Studs Frame
Year Built	1933
Number of Buildings	1
Sales Price Per Square Foot	\$354



Commercial Sales Book

Sold Property Information

Restaurants



501 E COUNTY LINE RD

2077-34-4-15-006

[Click to ArapaMap](#)

Property Characteristics

Gross Building (s) Square Footage	5,650
Land Size in Square Feet	58,074
Model	350
Sales Date	04/24/2019
Sales Price	1,174,500
Book / Page	D903 / 6971

Land to Building Ratio	10.28
Overall Land Use	Restaurants
Structure Type	Wood or Steel Studs Frame
Year Built	1996
Number of Buildings	1
Sales Price Per Square Foot	\$208

Commercial Sales Book

Sold Property Information

Restaurants



14050 E EVANS AVE

1975-30-2-41-001

[Click to ArapaMap](#)

Property Characteristics

Gross Building (s) Square Footage	4,064
Land Size in Square Feet	34,412
Model	350
Sales Date	04/18/2019
Sales Price	869,200
Book / Page	D903 / 7060

Land to Building Ratio	8.47
Overall Land Use	Restaurants
Structure Type	Wood or Steel Studs Frame
Year Built	1998
Number of Buildings	1
Sales Price Per Square Foot	\$214



Commercial Sales Book

Sold Property Information

Restaurants



92 EAST ARAPAHOE RD

2077-27-1-07-012

[Click to ArapaMap](#)

Property Characteristics

Gross Building (s) Square Footage	6,824
Land Size in Square Feet	22,951
Model	350
Sales Date	07/03/2019
Sales Price	917,850
Book / Page	D906 / 6887


Land to Building Ratio	3.36
Overall Land Use	Restaurants
Structure Type	Wood or Steel Studs Frame
Year Built	1978
Number of Buildings	1
Sales Price Per Square Foot	\$135



Commercial Sales Book

Sold Property Information

Restaurants



675 7TH AVE

2059-18-2-03-005

[Click to ArapaMap](#)

Property Characteristics

Gross Building (s) Square Footage	2,280
Land Size in Square Feet	12,488
Model	349
Sales Date	08/02/2019
Sales Price	399,000
Book / Page	D907 / 9245

Land to Building Ratio	5.48
Overall Land Use	Restaurants
Structure Type	Wood or Steel Studs Frame
Year Built	2016
Number of Buildings	1
Sales Price Per Square Foot	\$175



Commercial Sales Book

Sold Property Information

Restaurants



6575 GREENWOOD PLAZA BLVD

2075-21-3-30-002

[Click to ArapaMap](#)

Property Characteristics

Gross Building (s) Square Footage	12,064
Land Size in Square Feet	79,828
Model	350
Sales Date	08/19/2019
Sales Price	1,392,000
Book / Page	D908 / 4660


Land to Building Ratio	6.62
Overall Land Use	Restaurants
Structure Type	Wood or Steel Studs Frame
Year Built	1995
Number of Buildings	1
Sales Price Per Square Foot	\$115



Commercial Sales Book

Sold Property Information

Restaurants



486 US HIGHWAY 36

1985-09-2-12-001

[Click to ArapaMap](#)

Property Characteristics

Gross Building (s) Square Footage	2,610
Land Size in Square Feet	48,657
Model	350
Sales Date	08/30/2019
Sales Price	308,850
Book / Page	D909 / 0505

Land to Building Ratio	18.64
Overall Land Use	Restaurants
Structure Type	Wood or Steel Studs Frame
Year Built	1965
Number of Buildings	1
Sales Price Per Square Foot	\$118



Commercial Sales Book

Sold Property Information

Restaurants



7979 E ARAPAHOE RD

2075-21-3-27-003

[Click to ArapaMap](#)

Property Characteristics

Gross Building (s) Square Footage	7,418
Land Size in Square Feet	81,229
Model	350
Sales Date	09/17/2019
Sales Price	2,479,500
Book / Page	D909 / 7987


Land to Building Ratio	10.95
Overall Land Use	Restaurants
Structure Type	Wood or Steel Studs Frame
Year Built	1992
Number of Buildings	1
Sales Price Per Square Foot	\$334



Commercial Sales Book

Sold Property Information

Restaurants



5697 SOUTH HIMALAYA ST

2073-15-4-28-002

[Click to ArapaMap](#)

Property Characteristics

Gross Building (s) Square Footage	4,249
Land Size in Square Feet	48,149
Model	349
Sales Date	08/30/2019
Sales Price	1,800,000
Book / Page	D910 / 8137

Land to Building Ratio	11.33
Overall Land Use	Restaurants
Structure Type	Masonry or Concrete Load-Bearing Walls
Year Built	1998
Number of Buildings	1
Sales Price Per Square Foot	\$424



Commercial Sales Book

Sold Property Information

Restaurants



15140 E MISSISSIPPI AVE

1975-19-1-23-001

[Click to ArapaMap](#)

Property Characteristics

Gross Building (s) Square Footage	4,035
Land Size in Square Feet	25,590
Model	350
Sales Date	10/16/2019
Sales Price	1,070,100
Book / Page	D911 / 1070


Land to Building Ratio	6.34
Overall Land Use	Restaurants
Structure Type	Masonry or Concrete Load-Bearing Walls
Year Built	1982
Number of Buildings	1
Sales Price Per Square Foot	\$265



Commercial Sales Book

Sold Property Information

Restaurants



16931 EAST ILIFF AVE

1975-28-3-26-002

[Click to ArapaMap](#)

Property Characteristics

Gross Building (s) Square Footage	2,916
Land Size in Square Feet	31,300
Model	349
Sales Date	01/10/2020
Sales Price	1,200,000
Book / Page	E000 / 5650

Land to Building Ratio	10.73
Overall Land Use	Restaurants
Structure Type	Masonry or Concrete Load-Bearing Walls
Year Built	2004
Number of Buildings	1
Sales Price Per Square Foot	\$412



Commercial Sales Book

Sold Property Information

Restaurants



921 S HAVANA ST

1973-15-4-04-009

[Click to ArapaMap](#)

Property Characteristics

Gross Building (s) Square Footage	5,112
Land Size in Square Feet	27,750
Model	350
Sales Date	03/06/2020
Sales Price	1,313,700
Book / Page	E002 / 9728

Land to Building Ratio	5.43
Overall Land Use	Restaurants
Structure Type	Masonry or Concrete Load-Bearing Walls
Year Built	1971
Number of Buildings	1
Sales Price Per Square Foot	\$257

Commercial Sales Book

Sold Property Information

Restaurants



10607 E DARTMOUTH AVE

1973-35-2-06-022

[Click to ArapaMap](#)

Property Characteristics

Gross Building (s) Square Footage	6,799
Land Size in Square Feet	47,361
Model	350
Sales Date	03/10/2020
Sales Price	1,131,000
Book / Page	E003 / 0446

Land to Building Ratio	6.97
Overall Land Use	Restaurants
Structure Type	Wood or Steel Studs Frame
Year Built	1977
Number of Buildings	1
Sales Price Per Square Foot	\$166



Commercial Sales Book

Sold Property Information

Restaurants



6553 S REVERE PKY

2075-24-3-04-015

[Click to ArapaMap](#)

Property Characteristics

Gross Building (s) Square Footage	12,250
Land Size in Square Feet	133,132
Model	718
Sales Date	06/01/2020
Sales Price	1,965,000
Book / Page	E006 / 5447

Land to Building Ratio	10.87
Overall Land Use	Restaurants
Structure Type	Masonry or Concrete Load-Bearing Walls
Year Built	1994
Number of Buildings	1
Sales Price Per Square Foot	\$160



Commercial Sales Book

Sold Property Information

Restaurants



1760 S HAVANA ST

1973-23-3-29-002

[Click to ArapaMap](#)

Property Characteristics

Gross Building (s) Square Footage	3,307
Land Size in Square Feet	36,961
Model	349
Sales Date	06/10/2020
Sales Price	1,200,000
Book / Page	E006 / 9012

Land to Building Ratio	11.18
Overall Land Use	Restaurants
Structure Type	Masonry or Concrete Load-Bearing Walls
Year Built	2008
Number of Buildings	1
Sales Price Per Square Foot	\$363