




Commercial Sales Book

Sold Property Information

Merchandising (all Retail)



2300 S CHAMBERS RD

1975-29-3-15-002

[Click to ArapaMap](#)

Property Characteristics

Gross Building (s) Square Footage	36,191
Land Size in Square Feet	163,135
Model	412
Sales Date	07/24/2018
Sales Price	3,750,000
Book / Page	D807 / 3430

Land to Building Ratio	4.51
Overall Land Use	Merchandising (all Retail)
Structure Type	Masonry or Concrete Load-Bearing Walls
Year Built	1980
Number of Buildings	2
Sales Price Per Square Foot	\$104



Commercial Sales Book

Sold Property Information

Merchandising (all Retail)



3741 S BROADWAY

2077-03-2-27-024

[Click to ArapaMap](#)

Property Characteristics

Gross Building (s) Square Footage	6,084
Land Size in Square Feet	15,625
Model	412
Sales Date	08/16/2018
Sales Price	1,100,000
Book / Page	D808 / 1694


Land to Building Ratio	2.57
Overall Land Use	Merchandising (all Retail)
Structure Type	Masonry or Concrete Load-Bearing Walls
Year Built	1985
Number of Buildings	1
Sales Price Per Square Foot	\$181



Commercial Sales Book

Sold Property Information

Merchandising (all Retail)



7286 S YOSEMITE ST

2075-27-3-16-001

[Click to ArapaMap](#)

Property Characteristics

Gross Building (s) Square Footage	21,940
Land Size in Square Feet	82,215
Model	412
Sales Date	08/24/2018
Sales Price	4,600,000
Book / Page	D808 / 4817


Land to Building Ratio	3.75
Overall Land Use	Merchandising (all Retail)
Structure Type	Masonry or Concrete Load-Bearing Walls
Year Built	1998
Number of Buildings	1
Sales Price Per Square Foot	\$210



Commercial Sales Book

Sold Property Information

Merchandising (all Retail)



11753 EAST ARAPAHOE RD

2075-23-4-41-002

[Click to ArapaMap](#)

Property Characteristics

Gross Building (s) Square Footage	13,689
Land Size in Square Feet	35,989
Model	446
Sales Date	08/24/2018
Sales Price	6,613,932
Book / Page	D808 / 5837


Land to Building Ratio	2.63
Overall Land Use	Merchandising (all Retail)
Structure Type	Wood or Steel Studs Frame
Year Built	2018
Number of Buildings	1
Sales Price Per Square Foot	\$483



Commercial Sales Book

Sold Property Information

Merchandising (all Retail)



4300 E ALAMEDA AVE

1973-18-2-09-001

[Click to ArapaMap](#)

Property Characteristics

Gross Building (s) Square Footage	78,580
Land Size in Square Feet	314,939
Model	458
Sales Date	10/22/2018
Sales Price	30,000,000
Book / Page	D810 / 4339

Land to Building Ratio	4.01
Overall Land Use	Merchandising (all Retail)
Structure Type	Masonry or Concrete Load-Bearing Walls
Year Built	1993
Number of Buildings	1
Sales Price Per Square Foot	\$382



Commercial Sales Book

Sold Property Information

Merchandising (all Retail)



4796 S BROADWAY

2077-10-4-08-025

[Click to ArapaMap](#)

Property Characteristics

Gross Building (s) Square Footage	3,799
Land Size in Square Feet	6,250
Model	353
Sales Date	12/28/2018
Sales Price	490,770
Book / Page	D812 / 6609

Land to Building Ratio	1.65
Overall Land Use	Merchandising (all Retail)
Structure Type	Masonry or Concrete Load-Bearing Walls
Year Built	1968
Number of Buildings	1
Sales Price Per Square Foot	\$129

Commercial Sales Book

Sold Property Information

Merchandising (all Retail)



1250 S ABILENE ST

1975-19-2-12-006

[Click to ArapaMap](#)

Property Characteristics

Gross Building (s) Square Footage	22,807
Land Size in Square Feet	71,204
Model	412
Sales Date	02/08/2019
Sales Price	3,100,000
Book / Page	D901 / 2122

Land to Building Ratio	3.12
Overall Land Use	Merchandising (all Retail)
Structure Type	Masonry or Concrete Load-Bearing Walls
Year Built	1978
Number of Buildings	2
Sales Price Per Square Foot	\$136



Commercial Sales Book

Sold Property Information

Merchandising (all Retail)



251 W COUNTY LINE RD

2077-34-3-06-004

[Click to ArapaMap](#)

Property Characteristics

Gross Building (s) Square Footage	4,820
Land Size in Square Feet	32,111
Model	413
Sales Date	04/01/2019
Sales Price	1,210,000
Book / Page	D902 / 8562


Land to Building Ratio	6.66
Overall Land Use	Merchandising (all Retail)
Structure Type	Masonry or Concrete Load-Bearing Walls
Year Built	1996
Number of Buildings	2
Sales Price Per Square Foot	\$251



Commercial Sales Book

Sold Property Information

Merchandising (all Retail)



6840 SOUTH KENTON ST

2075-26-2-21-001

[Click to ArapaMap](#)

Property Characteristics

Gross Building (s) Square Footage	14,280
Land Size in Square Feet	91,448
Model	490
Sales Date	04/17/2019
Sales Price	522,584
Book / Page	D903 / 8529


Land to Building Ratio	6.40
Overall Land Use	Merchandising (all Retail)
Structure Type	Metal Frame w/ Metal Siding
Year Built	2019
Number of Buildings	1
Sales Price Per Square Foot	\$37



Commercial Sales Book

Sold Property Information

Merchandising (all Retail)



6840 SOUTH KENTON ST

2075-26-2-21-001

[Click to ArapaMap](#)

Property Characteristics

Gross Building (s) Square Footage	14,280
Land Size in Square Feet	91,448
Model	490
Sales Date	01/31/2020
Sales Price	5,415,000
Book / Page	E001 / 5300


Land to Building Ratio	6.40
Overall Land Use	Merchandising (all Retail)
Structure Type	Metal Frame w/ Metal Siding
Year Built	2019
Number of Buildings	1
Sales Price Per Square Foot	\$379



Commercial Sales Book

Sold Property Information

Merchandising (all Retail)



5632 SOUTH CHAMBERS RD

2073-18-4-02-002

[Click to ArapaMap](#)

Property Characteristics

Gross Building (s) Square Footage	3,481
Land Size in Square Feet	26,458
Model	353
Sales Date	06/05/2019
Sales Price	1,327,000
Book / Page	D905 / 3571

Land to Building Ratio	7.60
Overall Land Use	Merchandising (all Retail)
Structure Type	Masonry or Concrete Load-Bearing Walls
Year Built	2002
Number of Buildings	1
Sales Price Per Square Foot	\$381



Commercial Sales Book

Sold Property Information

Merchandising (all Retail)



1140 S ABILENE ST

1975-19-2-12-008

[Click to ArapaMap](#)

Property Characteristics

Gross Building (s) Square Footage	11,466
Land Size in Square Feet	41,517
Model	413
Sales Date	07/11/2019
Sales Price	2,450,000
Book / Page	D906 / 8481

Land to Building Ratio	3.62
Overall Land Use	Merchandising (all Retail)
Structure Type	Masonry or Concrete Load-Bearing Walls
Year Built	1984
Number of Buildings	1
Sales Price Per Square Foot	\$214



Commercial Sales Book

Sold Property Information

Merchandising (all Retail)



8500 E ORCHARD RD

2075-21-1-14-001

[Click to ArapaMap](#)

Property Characteristics

Gross Building (s) Square Footage	65,796
Land Size in Square Feet	209,614
Model	353
Sales Date	07/22/2019
Sales Price	8,300,000
Book / Page	D907 / 4681

Land to Building Ratio	3.19
Overall Land Use	Merchandising (all Retail)
Structure Type	Masonry or Concrete Load-Bearing Walls
Year Built	1977
Number of Buildings	1
Sales Price Per Square Foot	\$126



Commercial Sales Book

Sold Property Information

Merchandising (all Retail)



4626 S BROADWAY

2077-10-1-25-002

[Click to ArapaMap](#)

Property Characteristics

Gross Building (s) Square Footage	3,786
Land Size in Square Feet	9,375
Model	344
Sales Date	10/16/2019
Sales Price	776,000
Book / Page	D911 / 2036


Land to Building Ratio	2.48
Overall Land Use	Merchandising (all Retail)
Structure Type	Wood or Steel Studs Frame
Year Built	1965
Number of Buildings	1
Sales Price Per Square Foot	\$205



Commercial Sales Book

Sold Property Information

Merchandising (all Retail)



1907 S HAVANA ST

1973-27-1-16-001

[Click to ArapaMap](#)

Property Characteristics

Gross Building (s) Square Footage	106,086
Land Size in Square Feet	275,390
Model	412
Sales Date	10/29/2019
Sales Price	10,350,000
Book / Page	D911 / 6617

Land to Building Ratio	2.60
Overall Land Use	Merchandising (all Retail)
Structure Type	Masonry or Concrete Load-Bearing Walls
Year Built	1983
Number of Buildings	1
Sales Price Per Square Foot	\$98



Commercial Sales Book

Sold Property Information

Merchandising (all Retail)



2220 S CHAMBERS RD

1975-29-2-22-006

[Click to ArapaMap](#)

Property Characteristics

Gross Building (s) Square Footage	25,690
Land Size in Square Feet	100,013
Model	309
Sales Date	11/15/2019
Sales Price	4,500,000
Book / Page	D912 / 5732

Land to Building Ratio	3.89
Overall Land Use	Merchandising (all Retail)
Structure Type	Masonry or Concrete Load-Bearing Walls
Year Built	1984
Number of Buildings	1
Sales Price Per Square Foot	\$175



Commercial Sales Book

Sold Property Information

Merchandising (all Retail)



2295 S CHAMBERS RD

1975-30-1-02-011

[Click to ArapaMap](#)

Property Characteristics

Gross Building (s) Square Footage	19,910
Land Size in Square Feet	76,070
Model	412
Sales Date	11/19/2019
Sales Price	4,100,000
Book / Page	D912 / 7432


Land to Building Ratio	3.82
Overall Land Use	Merchandising (all Retail)
Structure Type	Masonry or Concrete Load-Bearing Walls
Year Built	1978
Number of Buildings	1
Sales Price Per Square Foot	\$206



Commercial Sales Book

Sold Property Information

Merchandising (all Retail)



8281 S UNIVERSITY BLVD

2077-35-4-08-003

[Click to ArapaMap](#)

Property Characteristics

Gross Building (s) Square Footage	80,736
Land Size in Square Feet	194,884
Model	534
Sales Date	01/07/2020
Sales Price	5,400,000
Book / Page	E000 / 2635


Land to Building Ratio	2.41
Overall Land Use	Merchandising (all Retail)
Structure Type	Masonry or Concrete Load-Bearing Walls
Year Built	1982
Number of Buildings	1
Sales Price Per Square Foot	\$67



Commercial Sales Book

Sold Property Information

Merchandising (all Retail)



6840 SOUTH KENTON ST

2075-26-2-21-001

[Click to ArapaMap](#)

Property Characteristics

Gross Building (s) Square Footage	14,280
Land Size in Square Feet	91,448
Model	490
Sales Date	04/17/2019
Sales Price	522,584
Book / Page	D903 / 8529


Land to Building Ratio	6.40
Overall Land Use	Merchandising (all Retail)
Structure Type	Metal Frame w/ Metal Siding
Year Built	2019
Number of Buildings	1
Sales Price Per Square Foot	\$37



Commercial Sales Book

Sold Property Information

Merchandising (all Retail)



6840 SOUTH KENTON ST

2075-26-2-21-001

[Click to ArapaMap](#)

Property Characteristics

Gross Building (s) Square Footage	14,280
Land Size in Square Feet	91,448
Model	490
Sales Date	01/31/2020
Sales Price	5,415,000
Book / Page	E001 / 5300

Land to Building Ratio	6.40
Overall Land Use	Merchandising (all Retail)
Structure Type	Metal Frame w/ Metal Siding
Year Built	2019
Number of Buildings	1
Sales Price Per Square Foot	\$379



Commercial Sales Book

Sold Property Information

Merchandising (all Retail)



13801 E MISSISSIPPI AVE

1975-18-3-16-003

[Click to ArapaMap](#)

Property Characteristics

Gross Building (s) Square Footage	45,800
Land Size in Square Feet	171,006
Model	353
Sales Date	02/26/2020
Sales Price	5,800,000
Book / Page	E002 / 4682

Land to Building Ratio	3.73
Overall Land Use	Merchandising (all Retail)
Structure Type	Masonry or Concrete Load-Bearing Walls
Year Built	1994
Number of Buildings	1
Sales Price Per Square Foot	\$127



Commercial Sales Book

Sold Property Information

Merchandising (all Retail)



56620 E COLFAX AVE

1983-04-1-03-013

[Click to ArapaMap](#)

Property Characteristics

Gross Building (s) Square Footage	2,501
Land Size in Square Feet	5,550
Model	597
Sales Date	06/29/2020
Sales Price	515,000
Book / Page	E008 / 0348

Land to Building Ratio	2.22
Overall Land Use	Merchandising (all Retail)
Structure Type	Wood or Steel Studs Frame
Year Built	1950
Number of Buildings	1
Sales Price Per Square Foot	\$206